


Admission Form Manual FY UG External Students



K.P.B. Hinduja College of Commerce

Register to Candidate Portal

- Please visit the candidate Portal – [Candidate Portal](#)
- Click on the [New users Register here](#)
- Register using Mobile number and Email Id in Registration section.
- Click on Send Password.



Smt. P.D. Hinduja Trust's
K.P.B. HINDUJA COLLEGE OF COMMERCE
315, New Charni Road, Mumbai 400 004 ☎Tel.: 022- 40989000 Email: hindujacollege.com
Autonomous Minority Institution
(Affiliated to University of Mumbai)
NAAC Re-Accredited 'A+' (3rd Cycle)
ISO 9001:2008 Certified

K. P. B. Hinduja College of Commerce (Autonomous)

Welcome to Degree College Admission Portal
For best results use Google Chrome browser
Please disable ad blocker on this website.

▲ Use Mobile No to Login.

Student's Mobile No (to be used for login)*

Password* :


Programme*

[Forgot Password ?](#)

[SUBMIT](#)

[New users Register here](#)

[Admission Form Instruction Manual](#)



Smt. P.D. Hinduja Trust's
K.P.B. HINDUJA COLLEGE OF COMMERCE
315, New Charni Road, Mumbai 400 004 ☎Tel.: 022- 40989000 Email: hindujacollege.com
Autonomous Minority Institution
(Affiliated to University of Mumbai)
NAAC Re-Accredited 'A+' (3rd Cycle)
ISO 9001:2008 Certified

K. P. B. Hinduja College of Commerce (Autonomous)

Welcome to Degree College Admission Portal
For best results use Google Chrome browser
Please disable ad blocker on this website.

▲ Registration

Mobile No to Register with*

Name*

Email*

Programme*

[Send Password](#)

[BACK](#)

Login to Candidate Portal

- Student will receive the login credentials on their registered mobile number
- Student needs to save the password for the future login
- Enter the Username & Password in Login section
- Select the Program & Click on Submit

॥ विवेकं चरन् ॥

Smt. P.D. Hinduja Trust's
K.P.B. HINDUJA COLLEGE OF COMMERCE
315, New Charni Road, Mumbai 400 004 ☎Tel.: 022- 40989000 Email: hindujacollege.com

Autonomous Minority Institution
(Affiliated to University of Mumbai)
NAAC Re-Accredited 'A+' (3rd Cycle)

ISO 9001:2008 Certified

K. P. B. Hinduja College of Commerce (Autonomous)

Welcome to Degree College Admission Portal
For best results use Google Chrome browser
Please disable ad blocker on this website.

▲ Use Mobile No to Login.

Student's Mobile No (to be used for login)*

Password* :

Programme*

[Forgot Password ?](#)

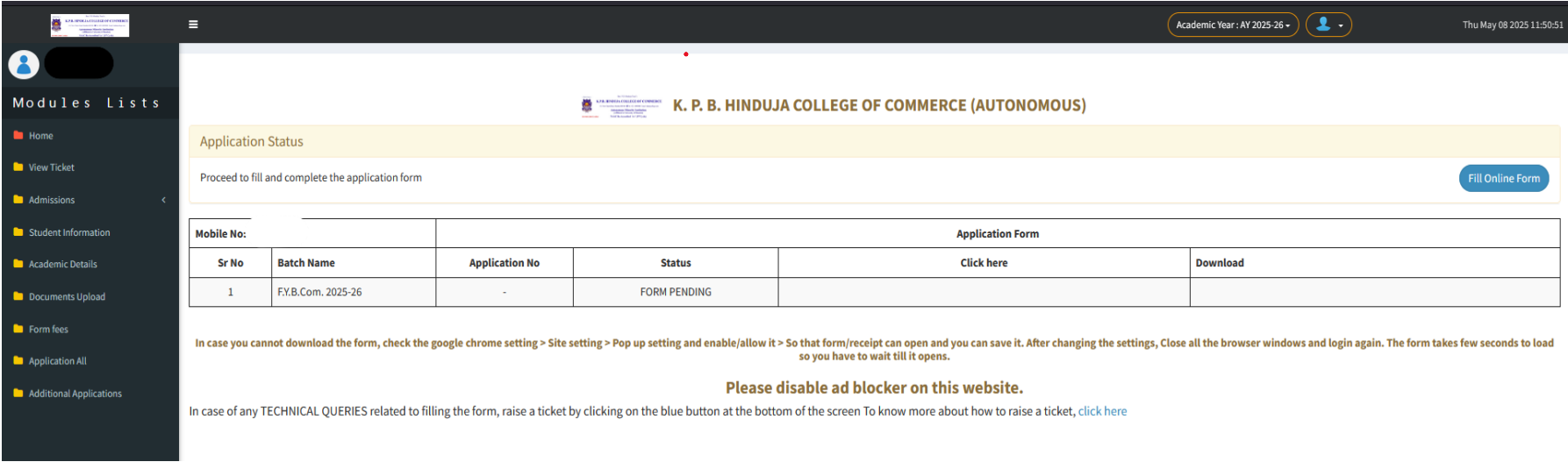
SUBMIT

[New users Register here](#)

[Admission Form Instruction Manual](#)

Home Screen

➤ Please Click on  to fill the form



Academic Year: AY 2025-26

Thu May 08 2025 11:50:51

K. P. B. HINDUJA COLLEGE OF COMMERCE (AUTONOMOUS)

Application Status

Proceed to fill and complete the application form [Fill Online Form](#)

Mobile No:		Application Form			
Sr No	Batch Name	Application No	Status	Click here	Download
1	FY.B.Com. 2025-26	-	FORM PENDING		

In case you cannot download the form, check the google chrome setting > Site setting > Pop up setting and enable/allow it > So that form/receipt can open and you can save it. After changing the settings, Close all the browser windows and login again. The form takes few seconds to load so you have to wait till it opens.

Please disable ad blocker on this website.

In case of any TECHNICAL QUERIES related to filling the form, raise a ticket by clicking on the blue button at the bottom of the screen To know more about how to raise a ticket, [click here](#)

- **Fill all the Student Information and save each section**
- **Click on Submit button after filling all sections**

IN CASE OF ANY TECHNICAL QUERIES RELATED TO FILLING THE FORM, RAISE A TICKET BY CLICKING ON THE BLUE BUTTON AT THE BOTTOM OF THE SCREEN TO KNOW MORE ABOUT HOW TO

PERSONAL DETAILS

STREAM :

MASTER OF COMMERCE (M.COM. PART 1)

UNIVERSITY OF MUMBAI ENROLLMENT APPLICATION NO* :(COLLEGE CODE - 098)

IN CASE UNIVERSITY ENROLLMENT FORM FORM IS NOT AVAILABLE, YOU ARE REQUIRED TO FILL THE FORM WHEN IT IS AVAILABLE ON THE UNIVERSITY WEBSITE

564567678

ACADEMIC BANK OF CREDIT ID / APAAR ID* :

[ABC PORTAL LINK](#)

45657567

ADMISSION CATEGORY

SECTION A:

CATEGORY* :

LINGUISTIC MINORITY

SUB-CATEGORY* :

SINDHI

- **Fill all the Academic Details and click on Submit button (Please Refer Marksheet/Online result of latest exam attempt to fill the details given below)**

ACADEMIC DETAILS	
IN CASE OF ANY TECHNICAL QUERIES RELATED TO FILLING THE FORM, RAISE A TICKET BY CLICKING ON THE BLUE BUTTON AT THE BOTTOM OF THE SCREEN.	
TO KNOW MORE ABOUT HOW TO RAISE A TICKET, CLICK HERE	
STD XII DETAILS	
NAME OF COLLEGE*	<input type="text"/>
NAME OF BOARD*	<input type="text" value="SELECT BOARD"/>
MONTH & YEAR OF PASSING*	<input type="text"/>
SEAT NO*	<input type="text"/>
TOTAL MARKS OBTAINED*	<input type="text"/>
OUT OF*	<input type="text"/>
PERCENTAGE	<input type="text"/>
STREAM IN STD XII*	<input type="text" value="SELECT STREAM"/>
DID YOU STUDY MATHS IN STD XII*	<input type="text" value="SELECT"/>
PASSED STD XII WITH *	<input type="text" value="SELECT"/>
PASSED WITH EXEMPTION*	<input type="text" value="SELECT"/>
IS THERE ANY GAP YEAR IN THE EDUCATIONAL RECORD?*	<input type="text" value="SELECT"/>

- Upload all the document and click on submit

LIST OF DOCUMENTS REQUIRED		
DOCUMENT LIST	OPERATIONS	FILE UPLOAD
UNIVERSITY ENROLLMENT FORM * MANDATORY (FILE SIZE - 2MB) (FILE TYPE - PDF)	PENDING	UPLOAD
STD XII MARKSHEET * MANDATORY (FILE SIZE - 200KB) (FILE TYPE - PDF)	PENDING	UPLOAD
SUBMIT		

- Click on the undertaking Checkbox.
- Click on the submit button.

F.Y.B.Com. 2025-26 Apply

University of Mumbai Enrollment Form no * :
It is mandatory to fill enrollment application form on the University of Mumbai portal

University enrollment form (File Size - 2MB, File Type - PDF) View Delete Upload

Undertaking
We hereby certify that the information provided in this application form is correct. We undertake to abide by the rules and regulations of the college and the orders issued by the competent authorities from time to time. We are agree that decision of the principal in respect of the student's admission will be binding upon us.

Submit

To Apply for Additional Courses

- Click on the "Apply" button located next to the course name.
- Enter your University Enrollment Number.
- Upload the University Enrollment Documents.
- Scroll to the bottom of the page and click "Submit" to complete the application.

are also eligible to additionally apply for the below programmes. Select which programme you wish to apply for. For each form below, please attach the University of Mumbai registration / enrollment form. Separate form fee is applicable for each form selected. In case you do not wish to apply for any additional programmes, scroll down and click on Submit button to proceed

F.Y.B.A.F.-2025-26 Form Fees : 400	Apply
University of Mumbai Enrollment Application no * : It is mandatory to fill enrollment application form on the University of Mumbai portal	
<input type="text" value="ENTER UNIVERSITY ENROLLMENT FORM / UNIVERSITY OF MUMBAI ENROLLMENT APPLICATION NO"/>	University enrollment form (File Size - 2MB, File Type - PDF)
	Pending Upload
F.Y.B.B.I.-2025-26 Form Fees : 400	Apply
F.Y.B.A.M.M.C.-2025-26 Form Fees : 400	Apply
F.Y.B.F.M.-2025-26 Form Fees : 400	Apply
F.Y.B.Sc.(I.T.)-2025-26 Form Fees : 400	Apply
F.Y.B.I.I.-2025-26 Form Fees : 400	Apply
F.Y.B.Com.(I.A.) 2025-26 Form Fees : 400	Apply
FYBAF(CMAUS) 2025-26 Form Fees : 400	Apply
F.Y.B.F.M.(CFP) 2025-26 Form Fees : 400	Apply

➤ Please click on the Pay Application fees



K. P. B. HINDUJA COLLEGE OF COMMERCE (AUTONOMOUS)

Application Status

Please Pay Application Fees

Mobile No:		Application Form			
Sr No	Batch Name	Application No	Status	Click here	Download
1	F.Y.B.Com. 2025-26	-	Pay Application Fees	Pay Application Fees	
2	F.Y.B.A.F.-2025-26	-	Pay Application Fees	Pay Application Fees	

In case you cannot download the form, check the google chrome setting > Site setting > Pop up setting and enable/allow it > So that form/receipt can open and you can save it. After changing the settings, Close all the browser windows so you have to wait till it opens.

Please disable ad blocker on this website.

In case of any TECHNICAL QUERIES related to filling the form, raise a ticket by clicking on the blue button at the bottom of the screen To know more about how to raise a ticket, [click here](#)

- Click on the check to Enable check box
- Click on the Pay Fees button to pay the fees
- Please do not click on the back button during the fee payment
- Please click on the “form fee” in the navigation screen after doing the payment

The screenshot displays the 'Student Fee Details' page. On the left is a dark sidebar with a 'Modules Lists' menu containing: Home, View Ticket, Admissions, Student Information, Academic Details, Documents Upload, Form fees, Application All, and Additional Applications. The main content area has a header with a back arrow and 'Student Fee Details'. Below this, student details are shown: STUDENT NAME: POLRAJ, MOBILE NO: [REDACTED], and ALLOCATED GROUP: [REDACTED]. A 'Fees Summary' table follows, with columns for Sr No, Fees Type, and Total Amount. It lists one fee: 'FY.B.Com. 2025-26 - Application Fees' for 400. A 'Total:' row shows 0. To the right of the table is a 'Check to Enable' checkbox. At the bottom center is a green 'Pay Fees' button.

Sr No	Fees Type	Total Amount
1	FY.B.Com. 2025-26 - Application Fees	400
Total:		0

- Please click on the Receipt to download the Application Fee Receipt PDF.
- please make sure to enable the “pop up block” from the site setting.

The screenshot shows a web application interface for "Student Fee Details". On the left is a dark sidebar with a user profile icon and a menu titled "Modules Lists" containing "View Ticket", "Form fees", and "Additional Applications". The main content area has a header "Student Fee Details" with a back arrow. Below this, there are fields for "STUDENT NAME : SURNAME FIRST FATHER MOTHER" and "MOBILE NO :". A section titled "ALLOCATED GROUP:" is also present. The "Receipt Details" section contains a table with columns: "Sr No", "Fees Receipt No", "Date", "Amount", and "Generate Receipt". The table has one row with values: "1", "1", "06-05-2025", "1", and a blue "Receipt" button.

Sr No	Fees Receipt No	Date	Amount	Generate Receipt
1	1	06-05-2025	1	Receipt

- Please click on Form tab to download the Admission Form PDF.
- please make sure to enable the “pop up block” from the site setting.




K. P. B. HINDUJA COLLEGE OF COMMERCE (AUTONOMOUS)

Application Status

Your application has been submitted successfully

Download the application form and admission form fees receipt from Form fees page and take a print of the same

Mobile No:		Application Form			
Sr No	Batch Name	Application No	Status	Click here	Download
1	FY.B.Com. 2025-26	5	Application submitted		<input type="button" value="Form"/> 

In case you cannot download the form, check the google chrome setting > Site setting > Pop up setting and enable/allow it > So that form/receipt can open and you can save it. After changing the settings, Close all the browser windows and log so you have to wait till it opens.

Please disable ad blocker on this website.

In case of any TECHNICAL QUERIES related to filling the form, raise a ticket by clicking on the blue button at the bottom of the screen To know more about how to raise a ticket, [click here](#)